

SAMAJ SEVA SHIKSHAN SANSTHA'S

SHRI SHARADCHANDRAJI PAWAR SENIOR COLLEGE, NARANGWADI

(Arts & Science)

TQ. OMERGA DIST. OSMANABAD



Affiliated to Dr. Babasaheb Ambedkar Marathwada University, Aurangabad (M.S.)

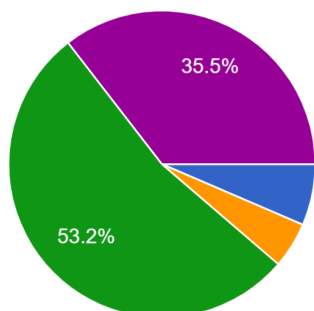
Phone : 02475-255545
Website : sspsrcn.org.in
Email : sspsrcn2008@gmail.com

I/C Principal
Dr. Ramakant B. Gavhane
(M.A,B.Ed,Ph.D.)
Mob. 9763533450

Student Feedback Analysis

1. How satisfied are you with the quality of teaching and learning resources provided by the institution? संस्थेद्वारे प्रदान केलेल्या अध्यापन आणि शिक्षण संसाधनांच्या गुणवत्तेबद्दल तुम्ही किती समाधानी आहात?

62 responses



- Very Dissatisfied/अत्यंत असमाधानी
- Dissatisfied/असमाधानी
- Neutral/तटस्थ
- Satisfied/समाधानी
- Very Satisfied/अतिशय समाधानी

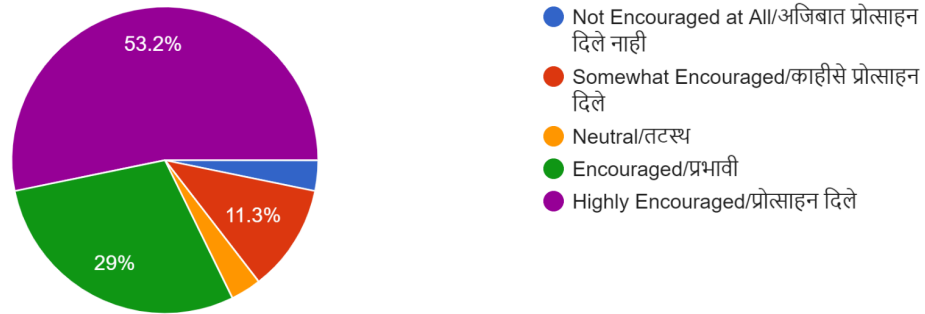
Quality of Teaching and Learning Resources:

- Very Dissatisfied: 6.5%
- Dissatisfied: 0%
- Neutral: 4.8%
- Satisfied: 53.2%
- Very Satisfied: 35.5%

Overall, a majority of respondents (88.7%) are satisfied or very satisfied with the quality of teaching and learning resources provided by the institution.

2. To what extent do you feel the institution encourages active participation and engagement in classroom activities?/ तुम्हाला असे वाटते की संस्था वर्ग...क्रिय सहभाग आणि सहभागास किती प्रमाणात प्रोत्साहन देते?

62 responses



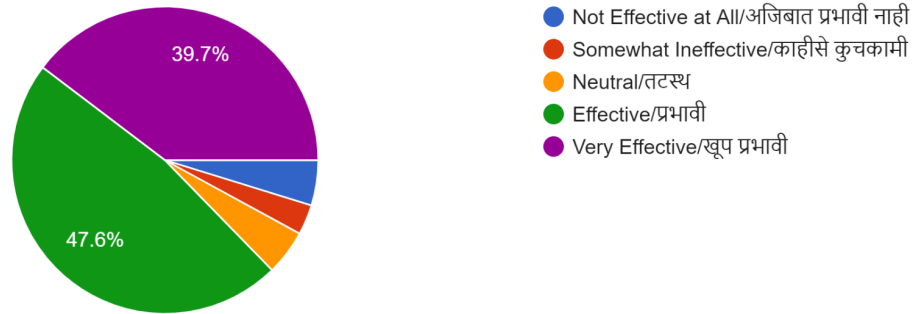
Active Participation and Engagement:

- Not Encouraged at All: 3.2%
- Somewhat Encouraged: 11.3%
- Neutral: 3.2%
- Encouraged: 29%
- Highly Encouraged: 53.2%

A significant portion (82.2%) feel encouraged or highly encouraged to actively participate and engage in classroom activities.

3. How effective do you find the assessment and evaluation methods used by the institution in gauging your understanding of the subject matter? या ...णि मूल्यमापन पद्धती तुम्हाला कितपत प्रभावी वाटतात?

63 responses



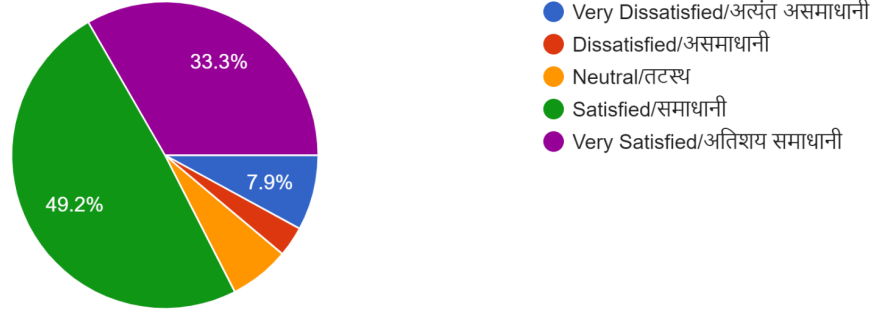
Assessment and Evaluation Methods:

- Not Effective at All: 4.8%
- Somewhat Ineffective: 3.2%
- Neutral: 4.8%
- Effective: 47.6%
- Very Effective: 39.7%

The majority (87.3%) find the assessment and evaluation methods effective or very effective in gauging their understanding.

4. How satisfied are you with the availability and accessibility of library and other learning resources? लायब्ररी आणि इतर शिक्षण संसाधनांच्या उपलब्धता आणि प्रवेशाबाबत तुम्ही किती समाधानी आहात?

63 responses



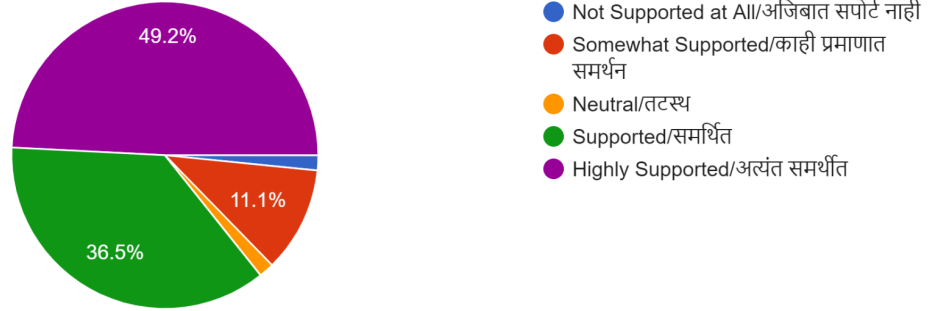
Availability and Accessibility of Learning Resources:

- Very Dissatisfied: 7.9%
- Dissatisfied: 3.2%
- Neutral: 6.3%
- Satisfied: 49.2%
- Very Satisfied: 33.3%

Most respondents (82.5%) are satisfied or very satisfied with the availability and accessibility of libraries and other learning resources.

5. How well do you feel supported by faculty members for academic and personal development? शैक्षणिक आणि वैयक्तिक विकासासाठी प्राध्यापक सदस्यांचे समर्थन तुम्हाला किती चांगले वाटते?

63 responses



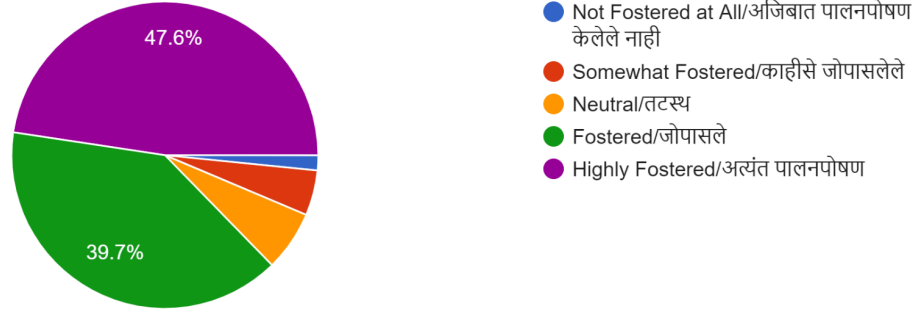
Support from Faculty Members:

- Not Supported at All: 1.6%
- Somewhat Supported: 11.1%
- Neutral: 6.3%
- Supported: 36.5%
- Highly Supported: 49.2%

The majority (85.7%) feel supported or highly supported by faculty members for academic and personal development.

6. To what extent do you believe the institution fosters a culture of inclusivity and diversity? तुमचा विश्वास आहे की संस्था सर्वसमावेशकता आणि विविधतेची संस्कृती वाढवते?

63 responses



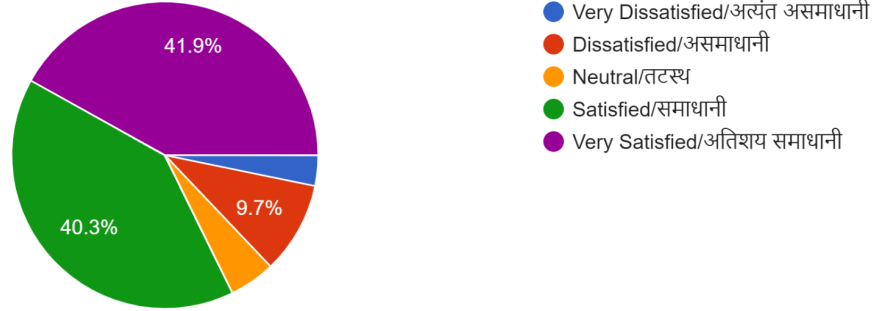
Culture of Inclusivity and Diversity:

- Not Fostered at All: 1.6%
- Somewhat Fostered: 4.8%
- Neutral: 6.3%
- Fostered: 39.7%
- Highly Fostered: 47.6%

A significant portion (87.3%) believe the institution fosters a culture of inclusivity and diversity to some extent or highly.

7. How satisfied are you with the infrastructure and facilities provided by the institution (e.g., classrooms, laboratories, Wi-Fi)? संस्थेने पुरवलेल्या प...ल्या, प्रयोगशाळा, वाय-फाय) तुम्ही किती समाधानी आहात?

62 responses



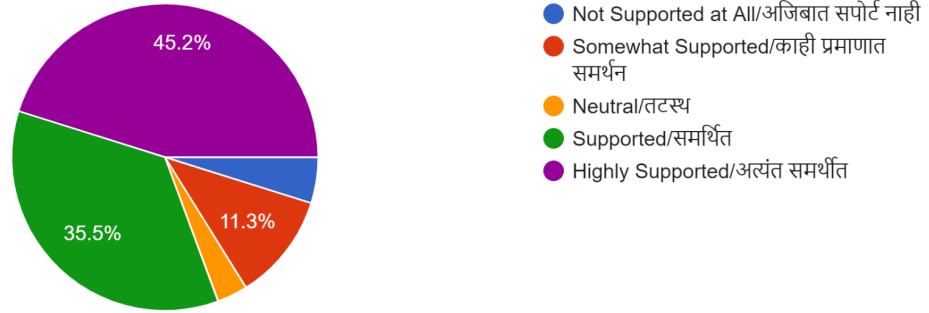
Infrastructure and Facilities:

- Very Dissatisfied: 3.2%
- Dissatisfied: 9.7%
- Neutral: 9.7%
- Satisfied: 40.3%
- Very Satisfied: 41.9%

Most respondents (82.2%) are satisfied or very satisfied with the infrastructure and facilities provided by the institution.

8. How effectively does the institution support extracurricular and co-curricular activities? संस्था अभ्यासक्रमेतर आणि सह-अभ्यासक्रम उपक्रमांना किती प्रभावीपणे समर्थन देते?

62 responses



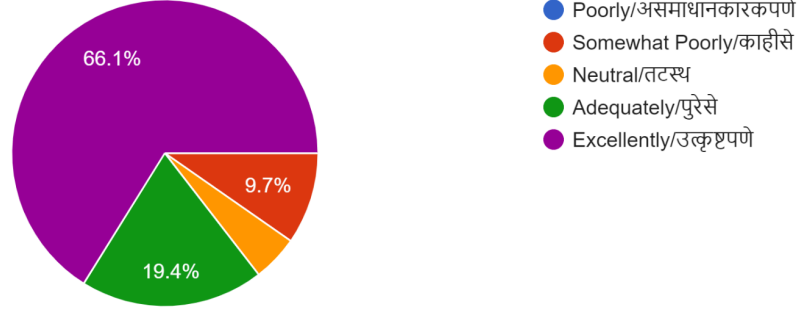
Support for Extracurricular and Co-curricular Activities:

- Not Supported at All: 4.8%
- Somewhat Supported: 11.3%
- Neutral: 3.2%
- Supported: 35.5%
- Highly Supported: 45.2%

The majority (80.7%) feel supported or highly supported in engaging with extracurricular and co-curricular activities.

9. How well does the institution address the grievances and concerns of students in a timely manner? संस्था वेळेवर विद्यार्थ्यांच्या तक्रारी आणि चिंता किती चांगल्या प्रकारे सोडवते?

62 responses



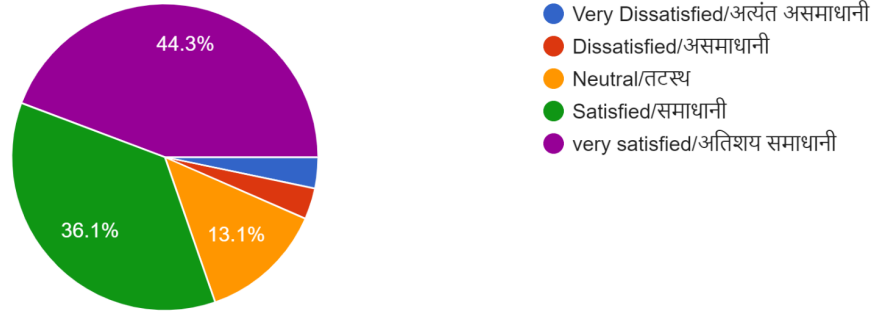
Addressing Grievances and Concerns:

- Poorly: N/A
- Somewhat Poorly: 9.7%
- Neutral: 4.8%
- Adequately: 19.4%
- Excellently: 66.1%

A large majority (85.5%) believe the institution addresses grievances and concerns adequately or excellently.

10. How satisfied are you with the career guidance and placement support provided by the institution? संस्थेद्वारे प्रदान करण्यात येणारे करिअर मार्...न आणि प्लेसमेंट समर्थनाबद्दल तुम्ही किती समाधानी आहात?

61 responses



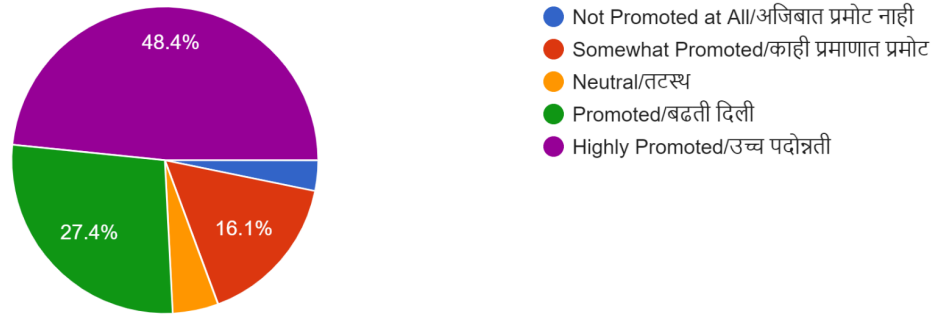
Career Guidance and Placement Support:

- Very Dissatisfied: 3.3%
- Dissatisfied: 3.3%
- Neutral: 13.1%
- Satisfied: 36.1%
- Very Satisfied: 44.3%

Most respondents (80.4%) are satisfied or very satisfied with the career guidance and placement support provided.

11. How effectively does the institution promote research and innovation among students? संस्था विद्यार्थ्यांमध्ये संशोधन आणि नवनिर्मितीला किती प्रभावीपणे प्रोत्साहन देते?

62 responses



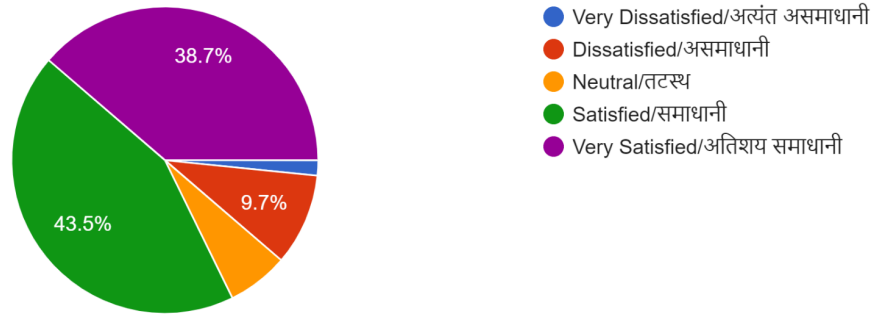
Promotion of Research and Innovation:

- Not Promoted at All: 3.2%
- Somewhat Promoted: 16.1%
- Neutral: 4.8%
- Promoted: 27.4%
- Highly Promoted: 48.4%

The majority (75.8%) believe the institution promotes research and innovation to some extent or highly.

12.How satisfied are you with the opportunities provided for industry exposure and practical learning experiences? इंडस्ट्री एक्सपोजर आणि व्यावहारिक...ठी प्रदान केलेल्या संधीबद्दल तुम्ही किती समाधानी आहात?

62 responses



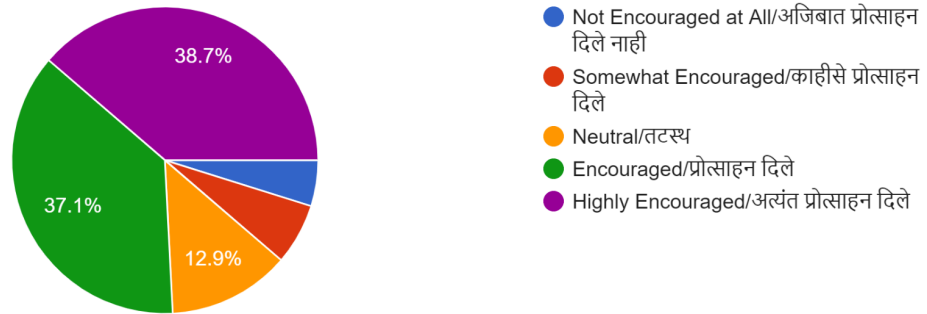
Opportunities for Industry Exposure and Practical Learning:

- Very Dissatisfied: 1.6%
- Dissatisfied: 9.7%
- Neutral: 6.5%
- Satisfied: 43.5%
- Very Satisfied: 38.7%

A majority (82.2%) are satisfied or very satisfied with the opportunities for industry exposure and practical learning.

13. To what extent do you believe the institution encourages leadership and teamwork skills development? संस्था नेतृत्व आणि संघकार्य कौशल्य विकासाला किती प्रमाणात प्रोत्साहन देते यावर तुमचा विश्वास आहे?

62 responses



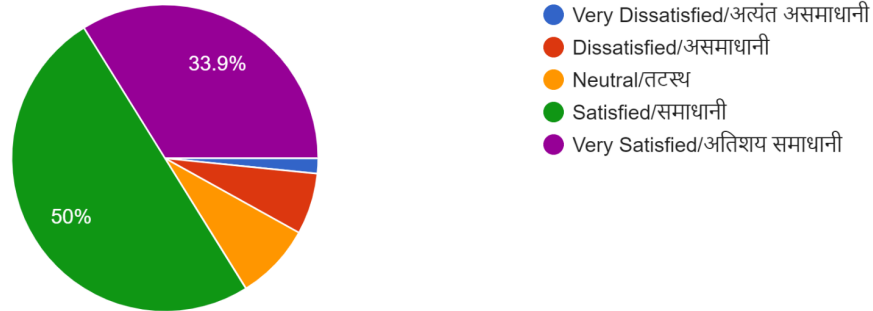
Encouragement of Leadership and Teamwork Skills:

- Not Encouraged at All: 4.8%
- Somewhat Encouraged: 6.5%
- Neutral: 12.9%
- Encouraged: 37.1%
- Highly Encouraged: 38.7%

Most respondents (76.6%) feel encouraged or highly encouraged in developing leadership and teamwork skills.

14. How satisfied are you with the overall student support services offered by the institution (e.g., counseling, health services)? संस्थेद्वारे (उदा. समुपदेशन... विद्यार्थी सहाय्य सेवांबाबत तुम्ही किती समाधानी आहात?

62 responses



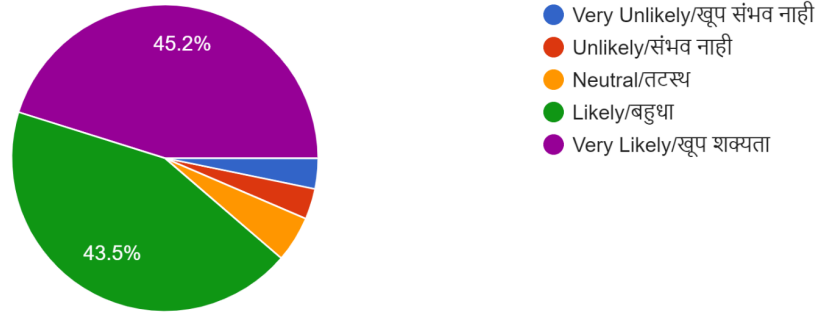
Overall Student Support Services:

- Very Dissatisfied: 1.6%
- Dissatisfied: 6.5%
- Neutral: 8.1%
- Satisfied: 50%
- Very Satisfied: 33.9%

The majority (84.9%) are satisfied or very satisfied with the overall student support services offered by the institution.

15. How likely are you to recommend this institution to prospective students? तुम्ही या संस्थेची संभाव्य विद्यार्थ्यांना शिफारस करण्याची किती शक्यता आहे?

62 responses



Overall, the feedback indicates a generally positive sentiment towards various aspects of the institution, with areas of improvement identified in addressing grievances and promoting research and innovation.